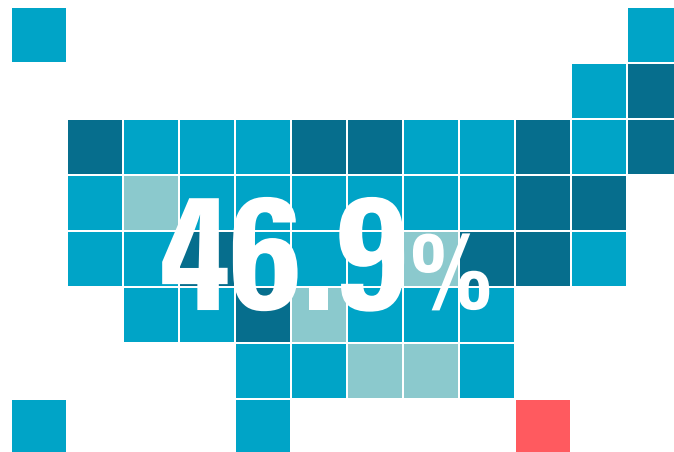


A STRONGER NATION

Learning beyond high school builds American talent



Florida's Report 2018



Lumina[™]
FOUNDATION

Florida's progress toward the goal

By 2025, 60 percent of Americans will need some type of high-quality credential beyond high school. To count toward this important goal, any credential must have clear and transparent learning outcomes that lead to further education and employment. **Florida's attainment rate is 47 percent, and the state is working toward its attainment goal of 55 percent by 2025.**

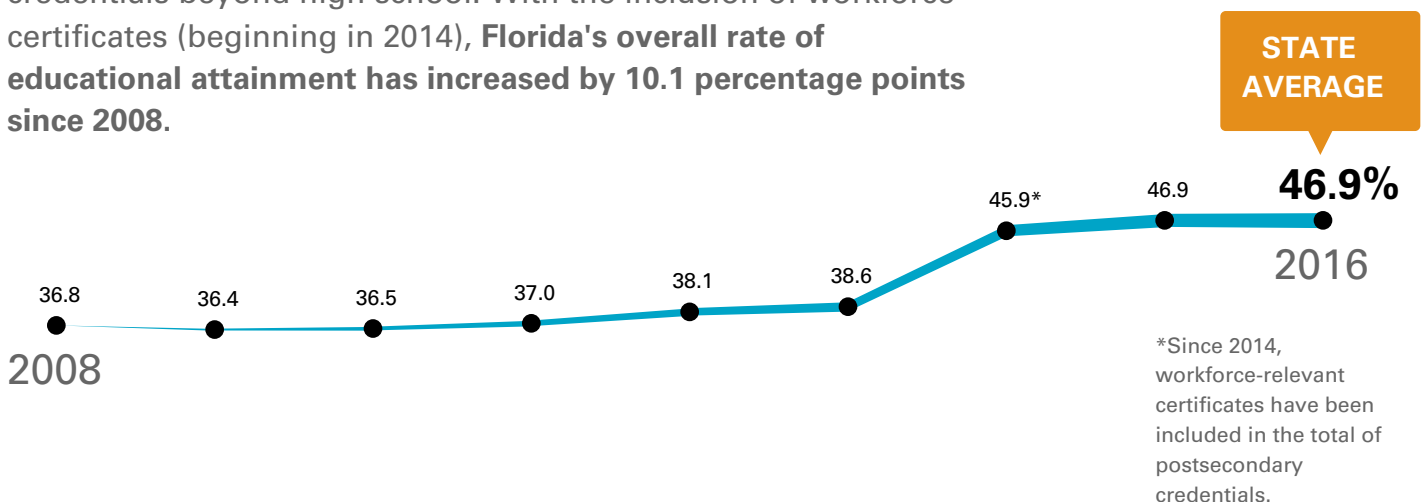
How Florida compares to the nation

Florida is making progress in increasing educational attainment, but remains roughly equal to the national average.



Florida's progress


To reach state goals, the state will not only have to maintain current rates of attainment but also significantly increase the number of people who enroll in programs and earn all types of credentials beyond high school. With the inclusion of workforce certificates (beginning in 2014), **Florida's overall rate of educational attainment has increased by 10.1 percentage points since 2008.**



Highest Education Level Across Florida

FLORIDA AGES 25-64

46.9% attainment



Florida's racial and ethnic disparities

There are **significant gaps** in educational attainment that must be closed – specifically, **gaps linked to race and ethnicity. These gaps persist in every state.** Because educational attainment beyond high school has become the key determinant of economic opportunity **closing these gaps is crucial.**








































Comparing Florida Counties

Exploring educational attainment at the local level can be especially helpful to state and local leaders as they work on talent development. For example, by pinpointing counties or regions where attainment lags, resources can be targeted where they're needed most. Conversely, in areas of high attainment, other regions may find practices or processes they can emulate.

Compare degree attainment rates across Florida's 67 counties. Attainment is shown here as the percentage of people ages 25-64 with at least an associate degree.*

sorted by COUNTY NAME ▼▲

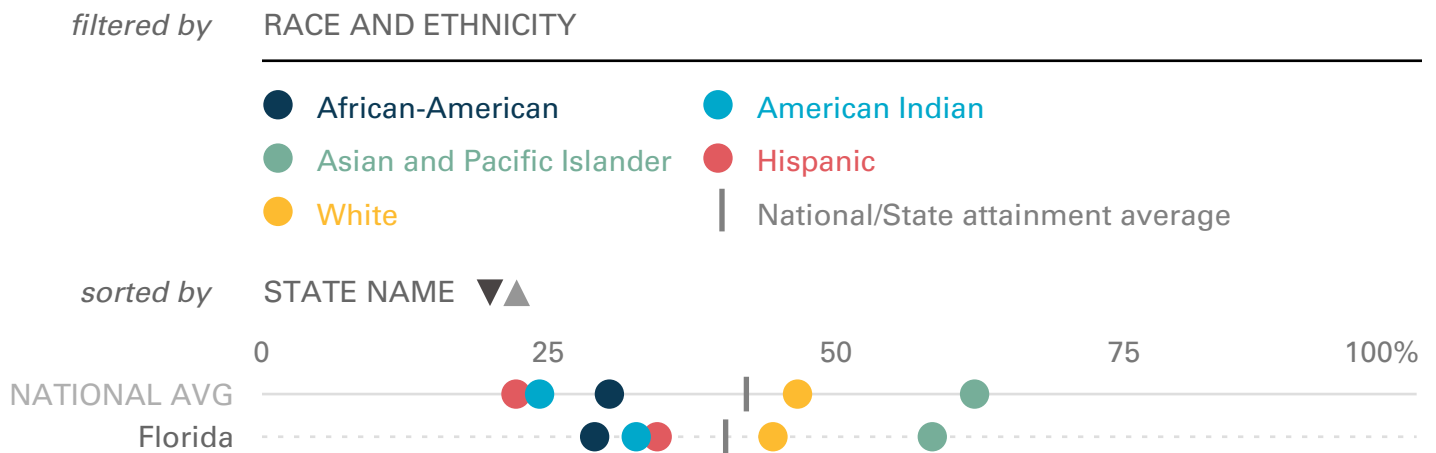
Attainment	County	Population	Pop. Rank	Attainment	County	Population	Pop. Rank
53.5%	Alachua	263,496	23	39.4%	Duval	926,255	7
21.6%	Baker	27,937	50	40.9%	Escambia	315,187	20
34.4%	Bay	183,974	27	32.0%	Flagler	108,310	35
21.8%	Bradford	26,926	52	19.9%	Franklin	11,901	65
42.0%	Brevard	579,130	10	24.0%	Gadsden	46,006	43
43.6%	Broward	1,909,632	2	24.0%	Gilchrist	17,212	57
14.8%	Calhoun	14,423	61	16.4%	Glades	13,970	63
30.0%	Charlotte	178,465	29	22.8%	Gulf	15,990	59
26.1%	Citrus	143,621	33	15.8%	Hamilton	14,361	62
37.2%	Clay	208,311	25	12.3%	Hardee	27,360	51
37.8%	Collier	365,136	16	15.2%	Hendry	39,290	47
26.4%	Columbia	69,299	40	29.4%	Hernando	182,835	28
11.6%	DeSoto	35,800	48	25.1%	Highlands	100,917	36
12.0%	Dixie	16,300	58	43.3%	Hillsborough	1,376,238	4

 17.7% Holmes	19,487	55	 30.6% Osceola	336,015	18
 35.7% Indian River	151,563	32	 44.0% Palm Beach	1,443,810	3
 20.7% Jackson	48,229	42	 37.3% Pasco	512,368	12
 28.7% Jefferson	13,906	64	 42.0% Pinellas	960,730	6
 20.6% Lafayette	8,617	66	 29.2% Polk	666,149	9
 33.0% Lake	335,396	19	 19.6% Putnam	72,277	39
 34.7% Lee	722,336	8	 41.4% Santa Rosa	170,497	30
 56.1% Leon	287,822	22	 39.6% Sarasota	412,569	14
 18.8% Levy	39,961	46	 51.9% Seminole	455,479	13
 16.3% Liberty	8,202	67	 53.7% St. Johns	235,087	24
 21.7% Madison	18,224	56	 31.3% St. Lucie	306,507	21
 36.7% Manatee	375,888	15	 31.1% Sumter	123,996	34
 27.4% Marion	349,020	17	 18.5% Suwannee	43,794	44
 42.3% Martin	158,701	31	 18.8% Taylor	22,175	54
 39.5% Miami-Dade	2,712,945	1	 14.5% Union	15,142	60
 39.1% Monroe	79,077	38	 33.7% Volusia	529,364	11
 32.4% Nassau	80,622	37	 27.9% Wakulla	31,893	49
 41.0% Okaloosa	201,170	26	 33.5% Walton	65,889	41
 17.4% Okeechobee	40,314	45	 16.3% Washington	24,569	53
 44.5% Orange	1,314,367	5			

Results by race and ethnicity in Florida

A growing proportion of today's learners are African-American, Hispanic, and American Indian; and data show persistent and troubling gaps between their attainment levels and those of their white peers. Addressing these gaps – and expanding post-high-school learning opportunities for all – is essential to reducing the inequality that influences much of American life.

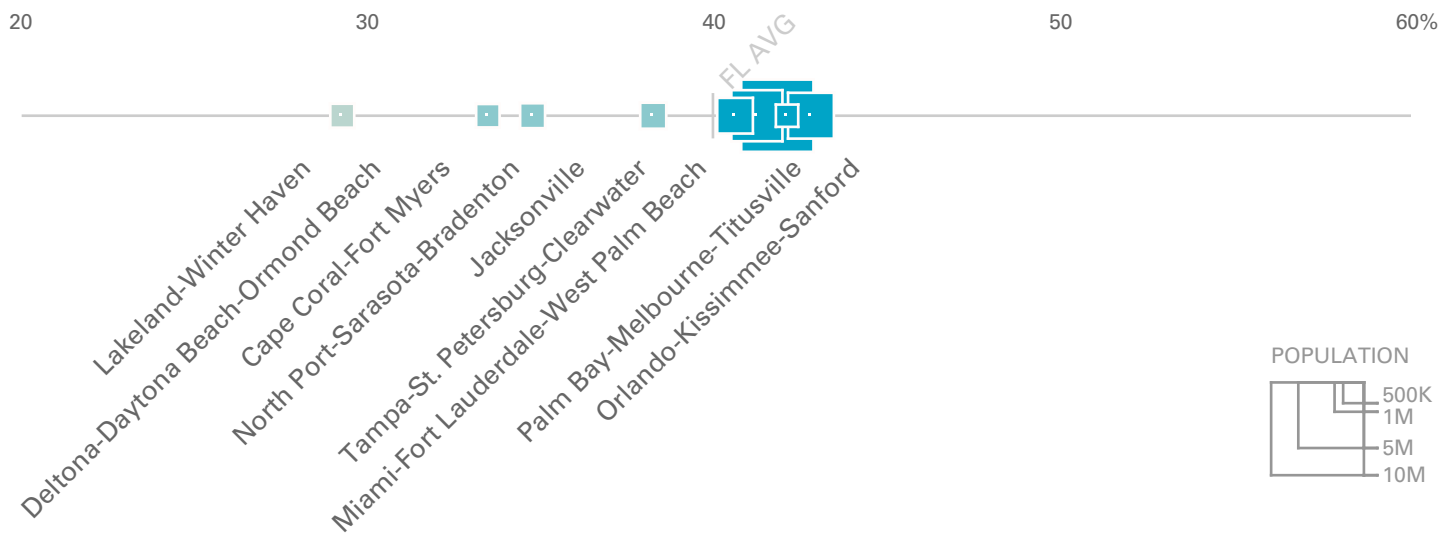
Explore **Florida's attainment rates across five racial and ethnic groups**, and see how it performs relative to other states. Attainment is shown here as the percentage of residents, ages 25-64 with at least an associate degree.*



Florida's metro areas

Metropolitan areas are important talent hubs, because the majority of the nation's population lives within these areas.

Explore attainment rates in Florida's Metropolitan Statistical Areas (MSAs). Attainment is shown here as the percentage of residents, ages 25-64, with at least an associate degree.



Lumina Foundation is an independent, private foundation in Indianapolis that is committed to making opportunities for learning beyond high school available to all. We envision a system that is easy to navigate, delivers fair results, and meets the nation's need for talent through a broad range of credentials. Our goal is to prepare people for informed citizenship and for success in a global economy.



Lumina[™]
FOUNDATION

P.O. Box 1806
Indianapolis, IN 46206-1806
www.luminafoundation.org

©2018 Lumina Foundation

🐦 @LuminaFound

All rights reserved.

February 2018